

The Ultimate Secret of Free Energy: Split the Positive AND Negative

August 26, 2010

[lamare](#) 

Senior


Member

Join Date: Oct 2008

Posts: 473

The ultimate secret of free energy: Split the positive AND the negative

Welcome, my friend.

You are here because you chose to be here, by whatever reason. Good! 

Apparently, you are looking for some answers. So, here you gotta make a choice.

If you want to know the theoretic foundation to how this stuff works, go here:

[Article:Free Electric Energy in Theory and Practice - PESWiki](#)

If you want to get your hands dirty and get something working, then go straight to the jackpot, and find your way from here:

[Gray Tube Replication](#)

[Stan Meyers Secret, Preventing Electrolysis.](#)

[Stan Meyers Secret, Preventing Electrolysis.](#)

[Gray Tube Replication](#)

But don't expect a complete schematic or working prototype made by me, or anything like that. You see, I'm just not good at doing that. But I did my homework and you can follow my tracks here and check everything yourself. So, as a qualified Electrical Engineer, I have analysed this stuff and I am fully convinced I found the working principle. So, that would be the secret of Gray, Meyer and Puharich, which originally came from none less than Nikola Tesla. Quite a gift, but it is not my invention or anything. Because of my background I was simply able to finally put the pieces of the puzzle together, so we now know how this stuff is supposed to work, in principle. It's up to humanity to make use of that and you can do that any way you like. No strings attached, no new patents. However, the now expired patents and other information left to us by these three inventors give you all the information you need to fill in the gaps.

So, if you're into the hardware and want to make Tesla's dream come true, the links on top is where you wanna go.

However, if you want to know why Einstein's General Relativity should go to the trash can, what gravity is, or want to know what the Universe really is like, you're welcome to join in for a very interesting ride. If you are in for an adventure, just scroll down, and join in on this thread together with the others that are here. There already are some nice easter eggs to discover, and just like you, I have no idea where this will eventually go. We will just have to wait and see what happens.

So, the choice is yours. And of course, you can also leave right away, if you like.

What I posted here, is really what I think is the truth. However, that is my truth the way I see/saw it at the moment of posting and as you will see, my "truth" changes along my way whenever I find something new to account for. And that's also my motivation for doing this. I just want to know the truth, which is like an onion. There's always something new to discover, which maybe just what makes life worthwhile. So, take nothing for granted. I cannot decide for you what your truth is like. That's completely up to you to decide, because we have all been given the freedom of choice. So, just go ahead and see what you like and what not.

And most of all: make sure you have some fun on whatever road you choose to go!

If you're curious: this would be my idea of having some fun:

[The hack reality howto](#)

Have a nice day, and happy hunting for **your** truth!



-- Arend Lammertink -- September 1st, 2010.

Oh, one more thing. If you want to do something and have some time to spare, please do consider editing this page:

[Article:Free Electric Energy in Theory and Practice - PESWiki](#)

So, if you really want to follow my track, this is where/how things started to come in the right direction, but there were still quite some loose ends and mistakes:

--: August 26th, 2010 :--

Hi all,

Yesterday, I re-analysed Gray's system:

[Resonating TF using Bedini circuit](#)

As you can see in the reduced schematic (http://www.energeticforum.com/attach...ay_circuit.pdf) he feeds HF, HV sharp spikes trough two capacitors to the coil to energize. Because of the shape of the

spike (fast rising edge, slow falling edge), the capacitor basically functions as a diode, beside coupling the energy trough to the load circuits.

Then I realized that you need to have two identical coils in series if you ever want to be able to induce a useable force in the coils, because otherwise the pulses will cancel each other out.

So far, so good.

Continueing in this line of thinking, the Avramenko plug used by Dr. Stiffler came to mind. If we add this all up, we finally get the ultimate secret to free (electric) energy:

Split the positive AND the negative

Given Bearden's "don't kill the dipole" as explained in my article (under construction) [Article:Free Electric Energy in Theory and Practice - PESWiki](#) it is clear that in terms of energy, you can manipulate the electric field for free. So, if you at some point in a circuit are able to pick up the electric field, without drawing current, you can do that for free.

That means if you design your load such that it is completely balanced, you can do what Gray dit much more elegantly. As Stiffler shows in some of his experiments, the AV (Avramenko) plug is a perfect method of "splitting the positive and the negative" in Gray's terms. So, then you basically get to use both edges of the powering signal, albeit that you have do direct them to separate loads.

Putting all this together, it is a matter of feeding a high frequency pulse train trough an AV plug, trough (small) couple capacitors to the oppozing terminals of 4 identical impedances, which can be coils, capacitors, basically anything, including WFC elements. See the attached schematic.

What happens is that the positive edge gets fed trough the capacitors to the positive terminals of Z1 and Z2 in sync and the negative edge gets fed trough the capacitors to the negative terminals of Z3 and Z4 in sync. Hence splitting the positive AND the negative.

If Z_x are all power coils with a self resonance frequency of say 5 kHz and the frequency of the pulses is, say 1 MHz, and the voltage of the pulse train is, say 1 V, that means you get 1 kV of real power at the positive terminals of Z1 and Z2 within 1 millisecond, without drawing any current from the "power" line, because it takes relatively a considerable amount of time before the pulses can travel trough the coil, so we get a sort of "step charging" effect inside the coils.

So, if you want to experiment with this: **BE CAREFUL**. This is an expansion of the basic principle Gray used and he did add his "safety spark gaps" for a reason. If you feed 10 MHz, 10 V pulses to 4 identical coils this way, you are looking at 100 kV worth of power within 1 miillesecond... In other words: this gives you an awesome amount of power!!!



Update: I think the principle can also be used at much lower frequencies if you connect the negative terminals of Z1 and Z2 and the positive terminals of Z3 and Z4 all to signal ground. After all, the net current going through there is zero, as is the net current coming from the signal wire (which is why this works). Then you should be able to get results with relatively low frequencies, like several kHz for coils or even 10s of Hz for charging capacitors or batteries. What is important is that all impedances are the same. Use identical components for all of them.

Update 2: There's a couple of inconsistencies in this post, but the basic principle is correct. Turns out that Z1 and Z2 cannot be capacitors. So, just read on, investigate the material, the links, etc. and you will not be disappointed.

Update 3: Turns out there were quite a few loose ends in what I posted here. So, if you want to go straight to the jackpot, go here:

[Stan Meyers Secret, Preventing Electrolysis.](#)

[Stan Meyers Secret, Preventing Electrolysis.](#)

Attached Files

 [Splitting_pos_and_neg.pdf](#) (159.3 KB, 177 views)

August 26, 2010

[lamare](#) 

Senior

Member

Quote:

Originally Posted by **Aromaz** 

@Lamare;

I do not think you will get 'free energy' but certainly you grabbed onto a interesting concept.

I'll bet you for one of these that this is the real thing:

Everything adds up. No current going in and out, so no killing of the dipole as Bearden says. It matches exactly what Gray has done, which appears noone has really understood. This just has to be it.

As I said, you can pick up a crate of Grolsch at my place if this does not work as I explain. Now I know this will be hard to grasp if you've been bombarded with "perpetuum mobile is impossible", but this is not a perpetuum mobile. It is simply a different kind of solar cell that uses not the light of the sun but the light emitted by charge carriers: the electric field, the wheelwork of nature as Tesla said in 1892 (!!):

["Experiments with Alternate Currents of High Potential and High Frequency"](#)

Quote:

Join Date: Oct 2008

Posts: 473

There is no doubt that with the enormous potentials obtainable by the Use of high frequencies and oil insulation luminous discharges might be passed through many miles of rarefied air, and that, by thus directing the energy of many hundreds or thousands of horse-power, motors or lamps might be operated at considerable distances from stationary sources. But such schemes are mentioned merely as possibilities. We shall have no need to transmit power at all. Ere many generations pass, **our machinery will be driven by a power obtainable at any point of the universe.** This idea is not novel. Men have been led to it long ago by instinct or reason; it has been expressed in many ways, and in many places, in the history of old and new. We find it in the delightful myth of Antheus [Antaeus], who derives power from the earth; we find it among the subtle speculations of one of your splendid mathematicians and in many hints and statements of thinkers of the present time. Throughout space there is energy. Is this energy **static or kinetic!** If static our hopes are in vain; **if kinetic — and this we know it is, for certain — then it is a mere question of time when men will succeed in attaching their machinery to the very wheelwork of nature.**

Well, this time has finally come.

Fasten your seatbelts, folks, cause we are in for a very interesting ride!

August 26, 2010

[DrStiffler](#) 

Senior

Member

@lamare

Join Date: Mar 2009

Posts: 687

For the sake of those that would attempt to try the circuit you posted and not as versed in electronics (arts) as you are, may I add a few caveats?

Your diodes still need to be fast, even if you attempt this in the kHz range.

The coupling caps if you work with over a few volts need to be HV caps in the kV range.

You also need to not only have hiQ coils, but must consider the mutual inductance between each and the matching pair.

Also one must not work close to your expensive test gear unless you are ready to purchase new.

I will watch this a bit and maybe post a link to a circuit that will offer layout etc., for working in this direction.

August 26, 2010

[lamare](#) 

Senior

Member

Quote:

Join Date: Oct 2008

Posts: 473

Originally Posted by **DrStiffler** 

@lamare

For the sake of those that would attempt to try the circuit you posted and not as versed in electronics (arts) as you are, may I add a few caveats?

Your diodes still need to be fast, even if you attempt this in the kHz range.

The coupling caps if you work with over a few volts need to be HV caps in the kV range.

You also need to not only have hiQ coils, but must consider the mutual inductance between each and the matching pair.

Also one must not work close to your expensive test gear unless you are ready to purchase new.

I will watch this a bit and maybe post a link to a circuit that will offer layout etc., for working in this direction.

@Doc: Great to see you here!

I'm afraid I have to disagree, though. The working principle has nothing to do with the operating frequency. It comes down to the fact that you operate your load through one wire, such that no net current flows through that one wire.

The fact that you have to connect the 'inactive' terminals of your load all to frameground in order to drive a decent current through the load at low frequency does not change one thing in the principle.

August 26, 2010

[DrStiffler](#) 

Senior

Member

Quote:

Join Date: Mar 2009

Posts: 687

Originally Posted by **lamare** 

@Doc: Great to see you here!

I'm afraid I have to disagree, though. The working principle has nothing to do with the operating frequency. It comes down to the fact that you operate your load through one wire, such that no net current flows through that one wire.

The fact that you have to connect the 'inactive' terminals of your load all to frameground in order to drive a decent current through the load at low frequency does not change one thing in the principle.

@lamare

What is the saying that there is a number of ways to cut fish or something like that...

Well here is a test jig similar to what you speak, maybe not... anyway it shows a number of important points in our approach when working with it.

<http://67.76.235.52/images/lamare01.jpg>

Augst 26, 2010

[lamare](#) 

Senior

Member

Quote:

Originally Posted by **DrStiffler** 

@lamare

What is the saying that there is a number of ways to cut fish or something like that...

Well here is a test jig similar to what you speak, maybe not... anyway it shows a number of important points in our approach when working with it.

<http://67.76.235.52/images/lamare01.jpg>

From the picture is a bit hard to judge how the coils are exactly wound. From what I see, it looks like regular coils wound on a flat piece of perspex.

If you want to do it like that, I'd say you'd have to use bifilar wound coils and drive both windings from the same side so the fields add up, or at least place the couples side by side instead of opposing one another. The way you have them wound now, the fields will influence one another in a way that you cannot really control. Further, I'd make sure that you drive the other pair from the other side, such that all fields point in the same direction.

Join Date: Oct 2008

Posts: 473

Then, if you want to drive something, I suggest you make a third winding, so you get a transformer. You can use these secondaries in principle in series or in parallel, but you're using HF, so that may become a bit of a problem. But you're the HF expert here, so that would be your problem 😊

So, perhaps it's much easier to drive two loads. As long as you make sure the load at both coils match, it should work.

August 26, 2010

[DrStiffler](#) 

Senior

Member

Quote:

Join Date: Mar 2009

Posts: 687

Originally Posted by [lamare](#) 

From the picture is a bit hard to judge how the coils are exactly wound. From what I see, it looks like regular coils wound on a flat piece of perspex.

If you want to do it like that, I'd say you'd have to use bifilar wound coils and drive both windings from the same side so the fields add up, or at least place the couples side by side instead of opposing one another. The way you have them wound now, the fields will influence one another in a way that you cannot really control. Further, I'd make sure that you drive the other pair from the other side, such that all fields point in the same direction.

Then, if you want to drive something, I suggest you make a third winding, so you get a transformer. You can use these secondaries in principle in series or in parallel, but you're using HF, so that may become a bit of a problem. But you're the HF expert here, so that would be your problem 😊

So, perhaps it's much easier to drive two loads. As long as you make sure the load at both coils match, it should work.

@lamare

You are correct on the image I was showing on the coils and the interactions, this goes with the points I presented, yet it shows when one works with such a configuration what factors affect overall functionality.

It does indeed appear we are going in different directions and I will stand aside until you have had a chance to further your work and supply some findings.

If you want to see something closer to what you speak take a look at this, <http://67.76.235.52/images/lamare02.jpg>

Great idea, waiting for your results.

August 26, 2010

[lamare](#) 

Senior

Member

We'll see. I've got kids to take care of first.

Join Date: Oct 2008

Posts: 473

One thing I wanted to say: I'm really impressed by what you did so far. It comes damn close to what Gray did, which originates from Tesla, if I'm not mistaken. So, Gray was helped and I just studied what he did.

But you got there all by yourself. 🙄

August 26, 2010

[lamare](#) 

Senior

Member

I have done some experiments. I first made a full circuit with 1000 uF capacitors as Z1-4 and 220nF capacitors as the couple caps and fed that with the output of a 555. The first thing that came up was that of course the negative half wouldn't do a thing, because that was already at frame ground.

Then I continued with just the upper half. What happened was that the couple caps would charge and that was the end of it.

Looks like it won't fly with capacitors as load and that you do need HF, that is: fast switching times.

So, @Doc: I stand corrected on this one..

As for the coils: Gray did this with coils inside motors....



Wonder what would happen if I take capacitors as load and coupling coils instead of coupling caps.

Nice problem to dream about tonight 😊

August 26, 2010

[lamare](#) 

Senior

Member

I am losing sleep over this...

Join Date: Oct 2008

Posts: 473

I think Z1-Z4 will have to be coils after all, and they will have to be driven at their natural resonance frequency. So the HF must be modulated such that it drives the coils in a 50-50 duty cycle, since if we use diodes to "split the positive" we can not reverse the pulse polarity during operation.

When I'm thinking HF, I'm thinking: SEC.

So, @Doc:

Can the SEC be easily modified, so it can be switched on and off with a frequency somewhere between 1-10 kHz?

Can it start fast enough to be of any use?

Can you give me some suggestions about what type of diodes would be best?

August 26, 2010

[DrStiffler](#) 

Senior

Member

Quote:

Join Date: Mar 2009

Posts: 687

Originally Posted by **lamare** 

I am losing sleep over this...

I think Z1-Z4 will have to be coils after all, and they will have to be driven at their natural resonance frequency. So the HF must be modulated such that it drives the coils in a 50-50 duty cycle, since if we use diodes to "split the positive" we can not reverse the pulse polarity during operation.

When I'm thinking HF, I'm thinking: SEC.

So, @Doc:

Can the SEC be easily modified, so it can be switched on and off with a frequency somewhere between 1-10 kHz?

Can it start fast enough to be of any use?

Can you give me some suggestions about what type of diodes would be best?

@lamare

Let me correct something at this point as I have been trying to do it for some time and it is not taking well. SEC is a process and not a device, Spatial Energy Coherence and the primary device I developed is an Exciter which invokes SEC. Seems like everyone is making SEC devices, and of course such a thing does not exist, yet they claim so. Now with that out of the way...

Why might you want to work in such a low area of the spectrum when the Lattice has a relaxation time in the Tera Hertz range? When working at the higher end of the spectrum the component bulk and foot print is of course much smaller and the conversion down to usable energy is not a concern as the Coherence can be obtained without this in mind.

Now again why might you feel that the good old AV Plug will not work here? One of the first things I look at in a potential circuit must include how I will extract the energy in a load. This is all part of the overall system. Many, many people fail when they look only at the generator and then fail big time when they can not interface into a load. So you need to look at your idea with the load method included, this will clear up some of the details of the generator.

Well yes we drive circuits with Exciters, in the 300-500MHz range, even DEB is driven by tandem Exciters and can reach very high numbers with a few watts input.

Looking at the Lattice takes a different mind set, the old reaction equals an equal and opposite reaction, minus heat does not apply here. You must consider the Lattice to be a Parametric Medium and you can pump it to high levels just by nudging it in the correct way.


I see that this can turn into A Tesla thing, which all know what I think.....

Anyway, its not far from what you are looking at. My problem is that DEB is a real problem child as the emission is, well something not to talk about when all the world watches, hell it may cause me to be hauled off to some secret FEMA Camp.

Edit:

A picture of a working DEB <http://67.76.235.52/images/deb00.jpg>

August 27, 2010

[lamare](#) 
Senior
Member

Join Date: Oct 2008
Posts: 473

@Doc: I shouldn't worry too much about how the energy is being cohered. Energy is being cohered all the time. We just never noticed it does so every time we "discharge" a capacitor. See my article:
[Article:Free Electric Energy in Theory and Practice - PESWiki](#)

Quote:

There is an essential difference between the Newtonian analogy we use in electrical engineering (closed circuits) and the actual reality. The analogy of a capacitor in hydraulics (Newtonian analogy) is a piston moving back and forth in a closed cylinder wherein gas is pressurized. There is an essential difference, however. Imagine moving the piston inwards, pressurizing the gas, and put the thing on your workbench. The piston will immediately move back, because of the gas pressure. Now charge a capacitor and put it on your workbench. See the difference? The capacitor will just sit there, keeping it's charge. In other words: our hydraulic analogy is unstable, it 'wants' to release it's energy, while our actual electrical component is stable when 'pressurized'. It will only 'release' it's energy when something external is being done. It has to be disturbed, because the charges in a capacitor actually attract one another, which makes them like to stay where they are. So, when 'discharging' a capacitor, as a matter of fact, these attraction forces have to be overcome. And that does not release energy at all, it costs energy to do that. So, it actually takes the same amount of energy to charge a capacitor as the amount of energy it takes to discharge the capacitor.

[...]

Any charge continuously emits an energy field, an electric field, spreading with the speed of light, which is the real energy source that makes our circuits run. This energy-field, generated by the charges in our wires, is not created out of thin-air. Since there is a continuous flow of energy out of every charge, there also is a continuous flow of energy going into every charge. And that is where the energy eventually comes from, right from the vacuum itself. For our purposes, it doesn't really matter how the energy that ends up in the electric field is being taken out of the vacuum. It may be ZPE, it may be a "virtual partical flux", it may be anything. It doesn't matter, because we don't need to know.

All we need to know is that somehow, some form of energy flows into each and every charge in the universe and this energy flow is continuously converted into an outflowing electric energy field by each and every charge in the universe, 27/7, 365 days a year, for free.

@All,

Take a look at what I posted here:

[Stan Meyers Secret, Preventing Electrolysis.](#)

See the similarities and the parallels?

Meyer basically tried to use fast switching pulses, high bandwidth, eventhough he got his balancing wrong. This is in a way similar to what you do with the SEC circuit, if I understand this right. However, coils are basically current driven, so if you want to drive a coil using voltage pulses trough coupling caps, Doc is right: you need fast switching and a very high bandwidth.

Now take a look at how Puharich does it.

You basically have an AM modulated signal, where he does the half wave rectification at the

front.

However, if you would use two AV plugs at the back, and drive two sets of identical coils this way, you should be able to basically construct a sort of dual AM receiver, without the need for fast switching. I think that would be much more elegant...

August 27, 2010

[lamare](#) 

Senior
Member

Join Date: Oct 2008

Posts: 473

Quote:

Originally Posted by [DrStiffler](#) 

*Why might you want to work in such a low area of the spectrum when **the Lattice** has a relaxation time in the Tera Hertz range? When working at the higher end of the spectrum the component bulk and foot print is of course much smaller and the conversion down to usable energy is not a concern as the Coherence can be obtained without this in mind.*

@Doc: Take a look at this:

[MIT Dissectible Capacitor](#)

·
·
·

If every ball in the upper picture is a piece of matter, a localized electromagnetic wave, and these are inside some kind of lattice as depicted in the lower picture, then you can always find a higher "octave" where you get the same picture again. In other words: the lattice must be recursive, it's a fractal...

So, if we have an ether, which has matter-like characteristics (fluid,gas) and we *know* that the matter we know are localized EM waves, then it is not hard to postulate that the "elemental" particles of which the ether consists would be very similar and would also be localized EM waves.

Basically, just a matter of raising the frequency, right?

Makes you wonder: [World Top Secret: Our Earth Is Hollow!: Welcome](#)

Update:

It suddenly seems tempting to rephrase Tesla:

Quote:

Throughout space there is The Lattice. Is this Lattice static or kinetic! If static our hopes are in vain; if kinetic — and this we know it is, for certain — then it is a mere question of time when men will succeed in attaching their machinery to the very wheelwork of nature.

It seems logical to think of the Lattice as being fluid like, since that is what we know the ether is like. If they're really the same thing, then the lattice would be dynamic. At some places, it would be more like a gas, at some places, it would be more like a liquid... And if that would really be the case, then you would really have a hard time maintaining that the speed of light is fixed across the universe, as Thornhill has said all along, cause the speed of waves traveling through a medium depends mostly on the density of the medium at hand, as well as on the rigidity and dynamics of the structure (crystals, Lattices, covalent bonds, etc.) the particles that make up the medium are in, which is a.o. dependent on the temperature. And that is basically synonymous with the amount of energy being available, cause heat is nothing other than infrared light.

Continuing in this line of thinking: if the ether really is fluid like and the "elemental" particles like quarks that make up matter are really just about the same as the matter we know, just oscillating at a higher frequency, then suddenly you will also have a very hard time maintaining that traveling at speeds higher than the speed of light is impossible. Cause since if the ether is fluid/gas like and we know we can travel through these at speeds much greater than the speeds at which waves travel through these media, then you are really looking at exactly the same kind of thing, just at a different scale.

And then, suddenly, you also have a hard time maintaining the hypothesis posted here is an impossibility: ['Extraterrestrial hypothesis' is now public operative explanation for UFOs ...](#) .

Update 2:

Eric Dollard really deserves to be quoted here also:

<http://www.scene.org/~esa/merlib/magneto-dielectric.pdf>

Quote:

Whatever the general media is around us, call it the ether, or air or you can transmit it through the ground. **Basically it just flows.**

Quote:

In a newspaper article I was looking through the other day I saw that the physicists now have an even bigger magnet so they can smash atoms ever harder and find more little tiny fragments to catalog and confuse themselves. What could be quirkier than a quark? (laughter)


Gotta love the man: 🍷🍷🍷

Update 3:

And then take a look at what you can do with standing soundwaves in a fluid, called "Cymatics".


[Cymatics - Wikipedia, the free encyclopedia](#)

Just google for that and look at the images Google shows you, f.e.:



[Cymatics || MECHA fushigi | mechanism of MAKKA fushigi :](#)





August 27, 2010

[DrStiffler](#) 

Senior

Member

Negative Mass?

Join Date: Mar 2009

Posts: 687

@lamare

Dr. Koontz has tried to convince me that my SEC Theory may be wrong and that he feels it can be explained by his work which contains negative mass electrons, protons, and photons.

[Web Site of Dr. Robert W. Koontz* www.DoctorKoontz.com](http://www.DoctorKoontz.com)

I think in my last communication with him I upset him by my view of how I might interface his view with mine. In order to resolve in my feeble mind what he is speaking about I stated that the particles would therefore be traveling in the opposite direction of mass particles (think this is where he stopped talking).

Anyway if we work with negative mass, why not negative time?, its only a measuring stick, right?
Anyway if you use the negative mass approach it can be worked into SEC by considering $-t$, thereby the

whole (sum) of the change in the Lattice equal 0, humm...

Anyway I have included another picture of your receiver idea where the load does not load.

<http://67.76.235.52/images/wake00.jpg>

August 27, 2010

[DrStiffler](#) 


Senior

Member

Quote:

Join Date: Mar 2009

Posts: 687

Originally Posted by **CosmicFarmer** 

@DrStiffler

What is a DEB? I have not seen you reference it at all until now. I can understand the D means dual, maybe the E means Exciter, and the B might mean broadcasting?

Were those 18-1 boards, or could an 18-1 board be used for that?

Looking at the picture, I see 2 different sized L3 coils that each has an output that forms another bifilar coil with capacitive coupling. The difference between oscillations should be great and make quite a mess for radios, as well as each exciter affecting each other in a very dynamic way. Could you incorporate a S-gate into that design somehow? Or were you just trying to push your wireless field as far as it would go, and then design a resonant load?

In my opinion, the AV plug is a crude way to harvest the cohesion, because when one frequency is low another might be high, and all the AV plug does is gather the average difference at that moment. That is why the other exciters seem to work the same as their frequencies are limited to just a few and therefore seem stronger... I may be wrong though...

If being a senior member on an alt. E board with wideband jamming experimental circuits for sale isnt enough to send you to fema, then nothing is. An improved instrument is just that. I hope that these events do not come to pass, however.

Anyway, Didn't want to rain on your parade, but just wanted to let you know you cant be a "half-virgin" or "Kind-of" pregnant... If you get my drift. Just go full strength wherever you decide to go. I'm glad your awake and trying to make a difference.

@CosmicFarmer

A few more answers to your questions.

Quote:

In my opinion, the AV plug is a crude way to harvest the cohesion, because when one frequency is low another might be high, and all the AV plug does is gather the average difference at that moment. That is why the other exciters seem to work the same as their frequencies are limited to just a few and therefore seem stronger... I may be wrong though...

Well is this right? You are with an AV Plug Rectifying AC, correct? and so long as the diodes have a low capacity and a high frequency response, do you not turn all the AC into DC? Isn't the AV Plus a wide-band converter to DC?

Edit: Conrad just got all over me. Which domain are we speaking? You view a WB signal on a scope and it shows a silly wave with distortion, yet vie in the frequency domain and you see the real content. Isn't that scope view of the wave containing the sum of the energy??

If you were to have access to the formula that describes SEC you would see that the total energy when added across the radiation spectrum (of the exciter) is larger than the input to the exciter. Granted a flat or wide-band load is required to realize this, yet the simple little AV Plus will do it fine.

A properly operating SEC Exciter will have energy spikes out to at least 500MHz, this can be confirmed by anyone with and SA.

Quote:

If being a senior member on an alt. E board with wideband jamming experimental circuits for sale isnt enough to send you to fema, then nothing is. An improved instrument is just that. I hope that these events do not come to pass, however.

?🤔 And no this is not a member of the 'Blue Man Group'.

Quote:

"half-virgin" or "Kind-of" pregnant...

Really, I thought it was so, kind of like a Revolution, not real until the first shot!

August 27, 2010

[lamare](#) 

Senior
Member

Join Date: Oct 2008
Posts: 473

Some more on Cymatics.

First a bit about what Cynematics is:

[The Structure and Dynamics of Waves and Vibrations by Hans Jenny](#)

Quote:


When Jenny experimented with fluids of various kinds he produced wave motions, spirals, and wave-like patterns in continuous circulation. In his research with plant spores, he found an enormous variety and complexity, but even so, there was a unity in the shapes and dynamic developments that arose. With the help of iron filings, mercury, viscous liquids, plastic-like substances and gases, he investigated the three-dimensional aspects of the effect of vibration.

Basically, you have some particles floating in a fluid and vibrate that with sound.

Quote:

An interesting phenomenon appeared when he took a vibrating plate covered with liquid and tilted it. The liquid did not yield to gravitational influence and run off the vibrating plate but stayed on and went on constructing new shapes as though nothing had happened. If, however, the oscillation was then turned off, the liquid began to run, but if he was really fast and got the vibrations going again, he could get the liquid back in place on the plate. According to Jenny, this was an example of an antigravitational effect created by vibrations.

Now take a look at this picture:



See this ball-like structure in the centre?

Two questions to think about:

1. What force makes the matter stick in that centre?
2. What would happen if you would rotate this whole thing?

And then look at this:

[Cymatic Ferrofluid « all manner of distractions](#)

Quote:

Its like a three dimensional execution of the iron filings test but much more mesmerizing.

Why does magnetism do the same things?

August 27, 2010

[DrStiffler](#) 

Senior

Member

Quote:

Join Date: Mar 2009

Posts: 687

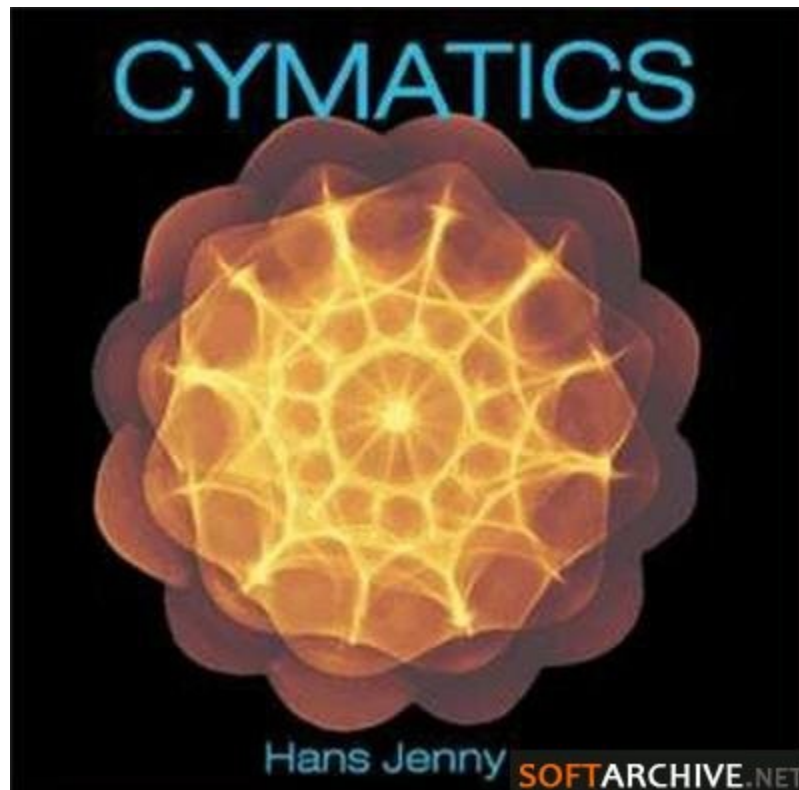
Originally Posted by [lamare](#) 

First a bit about what Cynematics is:

[The Structure and Dynamics of Waves and Vibrations by Hans Jenny](#)

Basically, you have some particles floating in a fluid and vibrate that with sound.

Now take a look at this picture:



See this ball-like structure in the centre?

Two questions to think about:

- 1. What force makes the matter stick in that centre?*
- 2. What would happen if you would rotate this whole thing?*

And then look at this:

[*Cymatic Ferrofluid « all manner of distractions*](#)


Why does magnetism do the same things?

@lamare + all

Enjoyed the link, reminds me of my reading of "Zero", The Biography of a Dangerous Idea by Charles Seife, ISBN: 0-670-88457-X.

Without zero (0) I would be lost in the cold, would not we all?

August 27, 2010

[lamare](#) 
Senior
Member
Gravity

Join Date: Oct 2008
Posts: 473

I think you must have figured out by now that it isn't gravity that keeps the particles in place in the cymatics exercise. That is very interesting, because if "gravity" exists in resonating fluids and there is a real fluidlike ether with such small particles that we cannot measure them, then gravity would be exactly the same as in this analogy. Since these are standing waves, you would have standing areas with high pressure, and standing areas with low pressure of the fluid surrounding the sphere. Then the big particles would naturally flow towards the areas with the lowest ether pressure.

If that would be the case, gravity would be nothing but an electric phenomenon, and you could theoretically overcome it very easily. You see, if there would be a gradient in the ether pressure around the earth, and ether pressure is the exact same phenomenon as the phenomenon we call the electric field, then you could create "anti gravity" simply by taking two capacitor plates and charge them in the opposite direction as the pressure gradient, right?

Of course, we could not figure that one out by ourselves using "classic" EM theory, because if there is no ether, then gravity must be something else. How convenient:

[Unexplained Mysteries - Biefeld-Brown Anti-Gravity Effect](#)

Quote:

While researching the effects of X-rays generated from a Coolidge tube, American physicist, T. Townsend Brown found **a relationship between gravity and high voltage**. Press reports state that a 2 foot diameter disc was made to fly around a central pole when tethered and excited with a potential of 50 KiloVolts. The disc circled the pole at almost 12 MPH. Later improvements using 3 foot discs driven by potentials of 150 KiloVolts and up yielded results so spectacular that the test results were **classified**. Working in conjunction with Dr. P.A. Biefeld, Brown found that highly charged capacitors when properly suspended showed a tendency to move relative to the gravitational force. When the poles of a freely suspended charged capacitor were placed on a horizontal axis a forward thrust would be produced which would move the capacitor in the direction of the positive pole.

Oops, the capacitors would have to be asymmetrical:

[IceStuff.com: The electrostatic Lifter v3.0 experiment from The Encyclopedia of free energy.energy21.org.energy 21 org Geoff Egel](#)

Quote:

The Lifter v3.0 uses nine asymmetrical T.T. Brown capacitors joined (called cells) so as to form a triangle assembly. Each asymmetrical capacitor is built with one electrode made with a thin corona wire placed at 30 mm from the main rectangular electrode constructed "ala" Townsend Brown.

Now what would you do when you had "anti gravity" technology?
Patent it, perhaps?

[Electrokinetic apparatus - US 2949550 A - IP.com](#)

And there are more interesting patents, by the way: [Method and means for producing perpetual motion and power](#)

So far, so good.

Now something else. Think back to the cinematic stuff. Imagine a glass of water at your desk in which you make this beautiful structures. As you know, there are two kinds of waves, "longitudinal" and "transverse". Sound travels in a longitudinal direction, while in a guitar string you have a transversal movement. The difference between the two is the direction the "particles" in the medium move with respect to the movement of the wave. In a longitudinal pressure like wave, the movement of the particles goes in the same direction as the wave, while in transversal waves, the particles move perpendicular with respect to the movement of the wave.

Now think about this. Where is the transversal wave in your glass?

....

At the water surface. At the *boundary* between two media with a different density. Now how on earth can you have transversal waves in a 3D fluidlike medium? I mean, the wave travels like an expanding sphere, so in which direction are the particles moving "transversally"?

So, in the world of "real" fluids, there are no transverse waves "under water". Transverse waves are sort of like a "fingerprint" of a 3D longitudinal wave that occurs at the boundary between two media.

So, in classic EM theory, we are dealing with an interesting problem. You see, because it is charge carriers that cause the field, you cannot have a field by itself. Now, if there are no charge carriers, like what is supposedly the case in the vacuum, it eventually turns out of the equations that there can be no longitudinal, pressurelike waves, which is also why they are still looking for "gravity waves", so they can finally understand gravity.

However, in Quantum mechanics, you have all kinds of wave equations, with which you can do all kinds of calculations on atoms and for example predict the wave lengths of light that will be emitted when an atom has been "excited", as you do in a fluorescent bulb. Basically, that says matter is an electromagnetic wave.

So, we end up with the situation that on the one hand they say longitudinal waves cannot exist in the vacuum, because the fields can only be created by charge carriers which are matter, while on the other hand they say matter is nothing but an electromagnetic wave. Make up your mind, folks! Either the field creates the matter, or the matter creates the field. Really, you can't have them both at the same time, right?

And of course, then they also manage to explain EM waves as being transversal waves, which would be the only types of waves that can exist, while in "real fluids" you cannot have transversal waves, except at the boundary of two media.

Now look back at this "Cymatic Ferrofluid" picture. Basically the same exercise as with we saw before with sound. The only difference is that this time magnetic fluid is used, and you see the same kind of patterns. If there would be a real ether, you would say that it look exactly like a standing wave pattern and that the fluid naturally moves to the areas which have the lowest ether pressure.

Now back to the question of what would happen when you would rotate such a cymatic thing. In the real fluid world, there's an interesting kind of filter you can use in your garden pond. A vortex filter, which basically rotates the water inside a cylinder. What happens is that at the outside of the cylinder, the pressure is a bit higher than in the centre, so all the dirt in your pond water ends up in the centre of the filter and drops to the bottom.

You see the same thing more extreme when you pull the plug out of your bath tub and a vortex comes up, you know, like a hurricane.

Now could it be that if you would be able have a very special, spiraling water hose inside a water vessel, such that the water would flow outside of the hose, but just along the surface of the hose,

that it would be possible to make a vortex in the water?

Now imagine you would do that at the bottom of a swimming pool.

Then, you would basically get sort of like an apple with hole in the middle, where there is water rotating. Trough the hole, it moves quite rapidly down, because that's where you "drive" it, and at the bottom the water would flow to the side and would eventually end up at the top again.

So, at one side of the watercoil, water would be sucked in, and at the other side it would flow out.

Now if you would take two of these things, you would get funny things. If you try to push the outlets of the magnets together, you can only do that when the direction in which the water rotates matches. Otherwise you will get a lot of turbulence, etc.

I can go on like this for a while, but to me it seems like we would basically have a "water magnet".

So, then let's summarize this:

**The electric field as well as gravitation is a longitudinal wave propagating trough the ether.
Magnetism is a 3D vortex in the ether.**

Now enter Viktor Schauberger:

[Viktor Schauberger, Anti gravity propulsion inventor](#)

Quote:

Viktor Schauberger was an Austrian forester who was active during the first half of the 19:th century. He had a huge beard and a friendly laughter, this he combined with an uncompromising belief in himself and his ideas. He was obstinate in combination with a choleric temper. He was a good drawer and probably a skilled craftsman. Even if Viktor was not schooled the academic way he had a deep knowledge in biology, physics and chemistry. **His sense and understanding on how water flows in the nature was exceptional.** From his observations he formulated his new hydrodynamic basic theory. His friends and opponents described him as highly intelligent and with this intellectual sharpness he made a deep cut in his (and ours) physical paradigm.

During World War Two, Victor Schauberger was interned in a Nazi concentration camp and **was forced to work on a flying disk project** using his ideas. It is not known if the project was completed, or, if the saucers actually flew in Germany. Reports vary, and no confirmed documentation remains. It is rather convincingly coincidental, however, that our own (US) pilots reported "strange flying disks" over Germany just prior to the War's end. After World War II, Viktor migrated to the United States on promises by various agencies (CIA) to help him develop and test his ideas. Those promises later proved to be hollow. He went to a facility in Dallas Texas, and under uncertain direction, signed over all of the rights to his inventions and patents, to, none other than the US government (Army, Navy...who knows?!). He was sent back to his home-land of Austria, only to

die, broken and disillusioned five days later. It would make a great headline for the 'National Enquirer'...and unfortunately...it's TRUE!

[Viktor Schauberger](#) :


Quote:

When the main electric engine is started, the Coanda effect begins to create a differential aerodynamic pressure between the outer and inner surface of the primary hull. At a higher speed, the vortex chamber becomes a type of high electrostatic generator due to the air particles, in high speed motion, acting as an electrical charge transporter. The Repulsin A will begin to glow due to strong ionization effect of the air. Now we have all the ingredients for a continuous and strong Aether flow along the main axis from the top to the bottom of the craft. The radial air pressure required for lifting 1 kg with the Coanda Effect is roughly 1.4 kg/cm².

In the Repulsin B the vortex turbine has been improved for increasing the “Implosion Effect” and thus the lifting force. In the Repulsin B the upper membrane is fixed and the lower rotates at high speed. On the edge rim there are special shaped blades of boomerang configuration. There are 120 blades that are 3 degrees spaced around the rim. The enhanced vortex turbine increases significantly the “implosion” effect in the vortex chamber. This contributes to it being able to generate a stronger thrust than the centrifugal turbine used in the Repulsin A. By means of suction screw-impeller (which revolved from the outside towards the inside along a cycloid, spiral space curve) the same type of force is generated which creates twisters, cyclones, and typhoons through the effect of either suction or implosion.

So, if there is no ether, how on earth could a water expert be useful in the research into this kind of technology?

August 27, 2010

[lamare](#) 
Senior
Member

Join Date: Oct 2008
Posts: 473

Quote:

Originally Posted by **Aromaz** 

@Lamare; within light I do think we have a major secret that needs to be uncovered. Problem is that people has the mental blockage that Photons = Light; which is definitely wrong. Get free from that and one come to realize that we in this modern 2010 year does not know a single thing about light.

Next item to investigate a bit further is not the individual capacitor and coil - but a single unit that is both coil and capacitor. There a slight modification on the Tesla Pancake is the point of origin.

There are indicators of phenomena that we do not have instruments to scan or measure. The dipole does have an energy, which we verified with biological material. The same as is presented with Tesla's London coil. Which is NOT potential. We should figure out how to use the energy to do work WITHOUT having the current flowing. There is no instrument that is able to read this energy; unless you physically connect the two probes to cause a current – in which case you destroy the dipole. Our instruments can only read the rate of destruction of a dipole pair.

Kind of like having a huge reservoir (Dam/Lake); now to make that reservoir work without letting the water out? After all, is food not our biggest demand? If we think of generating hydro-power; then we are doomed. If we change our thoughts to say producing food – then we know that is possible to use such unlimited and free.

*Can we produce light without destroying the dipole?
Is that going to be beneficial to humans?*

Interesting stuff to think about. I'd say that if you really only can have longitudinal electric waves and vortexes in the ether, that you can have photons, which would be dual-vortexes, as shown in the moving picture by Nassim Haramein (google for his lectures at YouTube. Very interesting), and you can have longitudinal waves in the same frequency range as well.

Then Tesla's "stinging discovery" is interesting:

[Article:Free Electric Energy in Theory and Practice - PESWiki](#)

Quote:

Tesla considered this strange voltage multiplying effect from several viewpoints. The problem centered around the fact that there was no magnetic induction taking place. Transformers raise or lower voltage when current is changing. Here were impulses. Change was happening during the impulse. But there was no transformer in the circuit. No wires were close enough for magnetic inductions to take place. Without magnetic induction, there could theoretically be no transformation effect. No conversion from low to high voltage at all. Yet, each switch snap brought both the radiating blue-white sparks and their painful sting.

High voltage impulse currents produced a hitherto unknown radiant effect. In fact, here was an electrical "broadcast" effect whose implementation in a myriad of bizarre designs would set Tesla apart from all other inventors. This new electrical force effect was a preeminent discovery of great historical significance. Despite this fact, few academicians grasped its significance as such. Focused now on dogmatizing Maxwell's work, they could not accept Tesla's excited announcements.

Academes argued that Tesla's effect could not exist. They insisted that Tesla revise his statements.

Tesla's mysterious effect could not have been predicted by Maxwell because Maxwell did not incorporate it when formulating his equations. How could he have done so, when the phenomenon was just discovered? Tesla now pondered the academic ramifications of this new effect. What then of his own and possibly other electrical phenomena, which were not incorporated into Maxwell's force laws? Would academes now ignore their existence? Would they now even dare to reject the possibility of such phenomena on the basis of an incomplete mathematical description?

These spikes would go through anything, unshieldable. It seems that these are longitudinal pressurelike shockwaves, which can be detected more or less only when the wave is in the shape of very strong spikes.

Then there is an interesting link with this:

[The ultimate secret of free energy: Split the positive AND the negative](#)

Quote:

Meyer basically tried to use fast switching pulses, high bandwidth, even though he got his balancing wrong. This is in a way similar to what you do with the SEC circuit, if I understand this right. However, coils are basically current driven, so if you want to drive a coil using voltage pulses through coupling caps, Doc is right: you need fast switching and a very high bandwidth.

Since we now understand the difference between electrostatic and magnetism (the rotating element you get with coils), you basically have the same problem if you want to detect this kind of energy. You are trying to drive matter (rotating, coil like) with electrostatic pressure ("voltage"), which only works when using "high pressure" and "fast switching". Since natural phenomenon most commonly resonate, it will be hard to detect.

August 27, 2010

[lamare](#) 

Senior
Member

Join Date: Oct 2008

Posts: 473

Quote:

Originally Posted by **Aromaz** 

Next item to investigate a bit further is not the individual capacitor and coil - but a single unit that is both coil and capacitor. There a slight modification on the Tesla Pancake is the point of origin.

Every coil is both a coil and has so called "parasite capacitance", which is basically because of the fact that wires are the same thing as capacitor plates, so they act as capacitors. I explained that here:

[Discussion re: the physics behind negative energy systems with radiant spikes](#)

Note that I basically came up with Tesla's "hairpin" there:

Quote:

And, if there's no magnetic component, there's no Poynting vector, and therefore no radiation of energy...

Very interesting, because this might give us some hints on how to make signal guides for longitudinal electric waves. One tends to think in the direction of putting several isolated wires in a row. Then, you would have the capacitive coupling to propagate the energy, while the spiralling currents prevent any magnetic component to spring up and radiate our precious energy away into outer space.....

Something like this: |||||

Here I posted about the pancake coil properties:

[High Voltage from Thin Air?](#)

Quote:

However, in practice EM waves can take a "shortcut" in a coil speeding them up, and they can be slowed down as well. The first effect is due to what is known as "parasite capacitance". Every two pieces of metal form a capacitor, which is usually a very small value. However, in a coil, this value is significant at frequencies around the self resonance frequency of the coil. At those frequencies, the wave does not actually have to travel all the way around the coil to move to the next winding, but it sort of jumps over directly. This way, the propagation speed that appears from the outside, is higher than the speed of light. It's not so much that the wave really travels faster, it's more that it takes a shortcut.

The slowing down effect is not 100% clear to me. However, I think it must be related to the coupled induction between two wires. Whenever a current travels through a coil wire, it will create a magnetic field around itself, which induces a current in the wires (windings) that surround the wire. Somehow, this effect slows down the propagation speed.

So, we have two effects that work opposite to each other with respect to the propagation speed of a wave through a coil. Experiments have shown that the height/diameter proportion of a coil determines which one of these effects "wins". For a flat "pancake" coil, height divided by diameter is very small. Then the "slowing down" effect is maximal, and you get a propagation speed that is significantly lower than the speed of light.

For a long, thin coil, the "speeding up" effect is maximal, and you get a propagation speed that is significantly higher than the speed of light.

Now we understand what magnetism is and we understand how the two fit together, this stuff also begins to make sense.

August 28, 2010

[lamare](#) 
Senior

Join Date: Oct 2008
Posts: 473

Member

Quote:

Originally Posted by **Aromaz** 

@lamare; *I seek and answer, maybe you can help.*

By what method can I determine the resonance of the ambient environment in a specific location?

i.e. A) outside general environment/air?

B) The earth crust at my location?

I can do with many metals and crystals but the answer / experiment for environment eludes me.

Same, how did Tesla and Schauburger come to their conclusions?

@Aromaz: I don't have much time to think about this now.

However, regarding your light questions, there is a very interesting and well known experiment about "wave-matter duality":

[Quantum Theory and Wave/Particle Duality](#)

At the left, a laser shines onto a plate with two very narrow slit. If you have two of these next to one another, you get an interference pattern. While this picture shows this to be very shiny and colorful, in the actual experiment you only see the pattern on the projection screen. So, there you have your invisible light.

Basically, what happens is that the "rotation" component (the magnetic component) of the light cannot pass through the slit, while the longitudinal component (electrostatic) can.

So, in between the slits and the screen you have longitudinal waves, aka scalar waves. Scalar waves of light. These can interfere, while photons cannot, because they still have this rotational component, the magnetic, and therefore are particles that "bump" onto one another...

So, in reality, the phenomenon of wave/matter duality is not really a duality. It's a conversion from vortices into an electrostatic wave, which is also what is being done in any ordinary radio receiver. Konstantin Meyl described this very well, it's what is known in electrical engineering as "near field" versus "far field". So, the difference between the two is the magnetic component, the rotation of the ether such that vortices are formed.


Just a little note: There's a nice song on the radio, just when I wrote this: "It's the power of love". To me, this is interesting, because now that all this information is public knowledge, we are in for a very interesting ride, because we finally will have free energy, so we don't need to compete so much with one another anymore. I see a lovely future coming on!



Update:

I have been looking for pictures of this experiment that can confirm whether or not you can see the light in between the slits and the screen. Haven't been able to find a single one showing the whole setup of such an experiment. Now it has been a long time since I saw this experiment at school, but as far as I remember, you couldn't see the light on its way from the slit to the screen or at least it was much dimmer. Would be interesting to know once and for all if this is the case. Of course, if there really are longitudinal waves between the slits and the screen, some of that would still be visible as reflection from dust in the air, but most of it should go by unseen.

August 28, 2010

[lamare](#) 
Senior
Member

Join Date: Oct 2008
Posts: 473

Quote:

Originally Posted by **adamo21** 

*Guys, this is exactly how they get UFO's to levitate....its sickening that his technology hasnt been put to the use for all of humanity...its up to all of us to make that happen. THANK YOU for the information. If anyone can summarize any **additional** information and put it inside a PDF, that would benefit our species. I have a feeling this thread will disappear soon, for "National Security" reasons.*

If people want to help spreading this information and structuring it, it would be best to simply go to the article I started and edit that:

[Article:Free Electric Energy in Theory and Practice - PESWiki](#)

That way, you can "print to pdf" anytime you feel like it. This would be the most efficient way to do this.

So, if anyone feels like helping a hand, that would be most appreciated. Even if you don't really understand the stuff, just copying and pasting the info from here to there (linking it back here) and structuring it would be marvelous! To be honest, I'm really not too good in doing that, so again: any help is most appreciated.

And as for the fear this thread will dissappear: don't worry. My computer maintains a mirror of this site, which is updated every night. And I am am member of the members board of the Dutch Pirate Party and have been a candidate for the Dutch Parliament as well ([Piratenpartij Nederland](#)), which of course has a direct line to [Piratpartiet | integritet - kultur - kunskap](#) , which happens to host WikiLeaks, for example:

[Swedish Pirate Party to Host New WikiLeaks Servers | Piratpartiet](#)

So, I'd like to point anyone what may feel like closing this site down for "National Security" reasons to the following:

[Streisand effect - Wikipedia, the free encyclopedia](#)

And just in case: it couldn't hurt if anyone that reads this thread makes a copy on his/her personal computer. Then, if "they" are really stupid enough to make this dissappear after all, well, simply go to [PPIInternational](#) , find the nearest Pirate Party and email them the stuff. I don think it will be necessary though, but just in case it may be needed: make sure to use the word "censored".

And of course I declared everything I posted here to be part of the public domain, and the stuff over at PesWiki is under the GPL. This basically means you are free to copy all this stuff to your own website and make a backup. Should you feel like doing that, I think it would be best to add a section "mirrors" to the article at peswiki, so the information is always available somewhere on the net.


To make a long story short:

WE are not going to accept the dissappearance of this information

Update:


Just one more thing. The above is really why I dare to investigate and publish this information. You see, "they" may have killed Stanley Meyer and Marvin Cole, the real inventor of Gray's stuff. I don't know whether or not "they" did, but I certainly do not rule out the possibility. Whatever may be, I am not afraid of "them". I happen to believe in reincarnation, so really, I ain't afraid of noone. And apart from that, now that the information is out there, what on earth would spread this quicker than the occasion that I would get an "accident"? You see, that would only make things worse for "them". And that's why this information is here the way it is. I want the truth to be out there and this is the way to do just that.

August 29, 2010



Join Date: Oct 2008
Posts: 473

Quote:

Originally Posted by [elias](#) 

Hi Lamare

Your concept is interesting and worth to try, haven't you tried it yet?

Also just to remind that KW is the unit of power and KV is the unit of electric potential.

Elias

Why should I?


Gray, Meyer *and* Puharich did it all exactly the same, so I'm sure it works.

I'm really not much of a tinkerer myself..

And you are right about kW and kV, I know the difference. So, as I said, there are a number of rough edges here and there that need to be straightened out. I don't want to edit the thread, though, because this is sort of my sketchbook and I just like to keep that as is.

August 29, 2010



[lamare](#) 
Senior
Member

Join Date: Oct 2008
Posts: 473

Quote:

Originally Posted by [ewizard](#) 

I've only skimmed this thread so far but as I don't see too much in terms of details for building a device.


The details are here: [Stan Meyers Secret, Preventing Electrolysis.](#)
[Stan Meyers Secret, Preventing Electrolysis.](#)

Basically do as Puharich did, only drive *two* identical loads and drive them in opposite phase. I really can't tell you much more, because I'm just not good at translating the theory into actual working stuff. So, that would be up to others to do. And from what I read from your post above, it sounds like you may be just the one that can pull this off. It really isn't that complicated or out of the ordinary in terms of electronics to use, but you'll see.

Update: there's one more detail to take care of. You have to sneak in a high pass filter. See: [Stan Meyers Secret, Preventing Electrolysis.](#)

Update 2: if you want to go straight to the jackpot for an explanation how this works, go here:
[Stan Meyers Secret, Preventing Electrolysis.](#)
[Stan Meyers Secret, Preventing Electrolysis.](#)
[Gray Tube Replication](#)

August 29, 2010

[lamare](#) 
Senior
Member

Join Date: Oct 2008
Posts: 473

Quote:

Originally Posted by **Slovenia** 

You are to modest. Very well done Arend!!

Thanks. So now everyone knows how to pull this off and it is more than time that this information is out in the open. Now it really is just a matter of time before science will be shaken all over. The consequences of this stuff are that far reaching that Tesla will finally be recognized for what he was, and how right he was. And let's be very clear about this: this is not my invention, it really was Tesla's. So, Einstein's General Relativity theory will go to the trash can, as will the "big bang" theory. Really, this is ground-shaking stuff. And some tinkerer out there is about to let all that loose on all those poor scientists that are still trying to figure out what gravity is and are smashing atoms together in order to break them into ever smaller particles they can catalog and confuse themselves with.

Really, we are in for some ride!

And let's not forget that we could have had all this 100 years ago, which means there would have been no CO2 exhaust all those years and there would have been no Mexican Gulf disaster. This was really to be Tesla's gift to humanity, which has been stolen. Not only from Tesla, but from humanity and mother Earth as well.

But we know who was and still is responsible for that. We know who the powers that were are, how they lied and cheated to keep us in the chains, how they abused our need for energy for their own gain. We know how they messed with our science and how they kept the truth from us. We know how they abused and even killed our children in their sickening satanic rituals. We know how they messed with our holy books and used them against us in their organised religions. We know what they do in their Bohemian Grove and their secret societies like "Skull and Bones" and "Bilderberg". We know what their idea of "environmental protection" is and what the WWF really does in Africa. We know that the whole "CO2" scam is nothing but another bubble of thin air they can tax us with and speculate with on their financial markets. We know how they used us as canon flesh to fight the wars they wanted us to fight for their gain. We know how their financial systems work and how they use that to steal our wealth. We know that the money they have us work for is nothing but thin air. We know how they keep us into debt and treat us as their slaves. We know what kind of toys they have in their secret "black" programs within their "military industrial complex", how they work and where they came from. We know who was responsible for 9/11 and that Al Qaida is just another one of all these secret armies these fascists use to play their filthy games with and terrorize us with. We know about their "depopulation" plans. We know they tried to poison us. We know they tried to kill us with diseases.

WE know

Quote:

Beware of false prophets, which come to you in sheep's clothing, but inwardly they are ravaging wolves. Ye shall know them by their fruits. Do men gather grapes of thorns, or figs of thistles? Even so every good tree bringeth forth good fruit; but a corrupt tree bringeth forth evil fruit. A good tree

cannot bring forth evil fruit, neither can a corrupt tree bring forth good fruit. Every tree that bringeth not forth good fruit is hewn down, and cast into the fire. Wherefore **by their fruits ye shall know them.**

Matthew 7

Now I've been around and turned some stones. And those who follow my tracks on the internet will find them and all those other stones that still need to be turned. And then all what needs to be done will be done, just a matter of time, you can count on that.

You may want to listen to an interview John Loftus, former US Nazi Prosecutor, had with me:

http://www.tuks.nl/audio/Loftus_Show...2008-08-13.mp3

You can find an English translation of most of the article mentioned here:

[Evidence of how Royal Dutch Shell saved Hitler and the Nazi Party – Royal Dutch Shell plc .com](http://www.royaldutchshell.com)

You can read all about the WWF here:

[The Coming Fall of The House of Windsor](http://www.royaldutchshell.com)

You can read all about their toys and where they got them from here:

[Reich of The Black Sun - Nazi Secret Weapons and The Cold War Allied Legend](http://www.royaldutchshell.com)

And here you can find out everything about how they messed with our science and our holy books:

[Amazing Discoveries | Walter Veith | Brian Neumann | Victor Gill](http://www.royaldutchshell.com)

[Browse Media - Bible Controversies - Amazing Discoveries TV](http://www.royaldutchshell.com)

I have watched Walter's lectures over and over again. I especially recommend his "Islamic Connection":

[216 - The Islamic Connection \(Med\) - Amazing Discoveries TV](http://www.royaldutchshell.com)

I just love a guy who has done his homework and stands for what he believes in, even though I don't agree with him for the full 100%.

So, I've got news for you, guys. Your days are numbered. The truth is out there now and it will go all the way. Really, **you've got nowhere to hide**. So, I suggest you back off and crawl back under the rock you came from very soon and give humanity back what you have stolen from them all those years and beg for forgiveness, because if you don't, well, I'm afraid you're going to have to pay the price.

August 30, 2010

[DrStiffler](#) 

Senior

Member

Along the same line

Join Date: Mar 2009

Posts: 687

@lamare and all

Lamar, this is three coils set up as shown, the primary is around a DEB coil of #18 wire on PVC the secondaries are open as is the primary. The HV on the primary is in the middle as expected showing a peak here and drops off at both the open and driving end.


Now yes you can drive the loads from opposite ends as well as a load on each end. The critical factor in this configuration is that the loads must be balanced to obtain the greatest energy in both loads. It should be seen that we have a set of current coils for the secondaries and the required input energy is minimal, like a peak of $26 * 1E-4 = 0.003$ (3mW).

I think modification of the coil layout will do the trick, although I still think we might need balanced loads, otherwise the resonance of each load segment is different.

<http://67.76.235.52/images/wake01.jpg>


August 30, 2010



[lamare](#) 
Senior
Member

Join Date: Oct 2008
Posts: 473

Quote:


Originally Posted by **DrStiffler** 
@lamare and all

@Doc, I don't have time to look at this now, but you need to sneak in a high pass filter somewhere to get the jackpot.

See:

[Stan Meyers Secret, Preventing Electrolysis.](#)

Sept 1, 2010

[lamare](#) 
Senior
Member

Join Date: Oct 2008
Posts: 473

Quote:

Originally Posted by **Jbignes5** 

Lamare you have finally put the light where it belongs. My own attempts to sway the masses on here into thinking along the line of the great Tesla met much resistance.

Thanks. I'm beginning to believe it just had to be me. It's very strange, but it seems like not only in the theory all pieces of the puzzle start dropping at their place, that is also happening with my whole life. I mean, why did I study Electrical Engineering? Why was I crazy enough to dive into the adventure of getting involved with setting up a political party? Why did I get myself into the anti-software-patent movement? And the list goes on. I did all that because somehow I knew it was the right thing to do.

Now I see. These were necessary in order to be able to do this. Without my study, I would never have been able to do this. Without my connection to the Pirate Party, I would never have been able to keep the MIBs of our backs.

So, I'm sure that the life that has brought me this far, has also prepared me for what's to come, and that will be quite something, even though not many people will realise the consequences of what has been posted here at this time.

And for those people that are interested in spirituality and symbols, you may want to take a look at my avatar here. And look up what this horn stands for. There's a direct link to Germanic mythology, where this instrument was used to call upon Woden or Odin, the God of death and storm, who would wake up and chase the Fenris wulf. The wulf that ate the sun from June 21st until December 21st. So, if this wulf would not be stopped, there would be darkness forever on Earth. So, my ancestors would take this horn and imitate the sounds Wodan would make with his army of the death, flying through the skies, sitting on his six legged horse called Sleipnir, and do all they could to help him defeat darkness.

See: [Ossenhoornblazers Markelo | Main / HomePage](#) - in Dutch, but there's a small YT film on there you may like.

And, you know, this horn uses the power of resonance. And let me tell you one thing: This will resonate with awesome power!

And I know it will work for sure, cause after all, we have used this horn for as long as history goes, every year, in order to make sure the sun would return after December 21st. And it never ever failed all those years!

(Now why was this story preserved just at the place where I happened to be born?)

One more thing on this. See what Tux wears at his feet?

Those are good old Dutch wooden shoes!

Whatever you may think of that, believe me, you can kick some **** with those, if necessary. .

And you know, this theory here is just like a pair of those:

[Article:Free Electric Energy in Theory and Practice - PESWiki](#)

That's gonna hurt all those who didn't want us to have free energy even though Tesla figured this out almost a century ago, you can count on that.

And you know why there's such a big smile on Tux's face? He's got nothing to fear! Cause he's got nothing to hide.

Quote:

The transmitters I believe are crystals much smaller than we could ever imagine which were created when our space (Universe) was formed.

You know, there's an old programmers joke:

Quote:

In order to understand recursion, we must first understand recursion.

So, the point is: there is no elementary particle. It's a fractal!

And that is mind blowing. Because that means the fractal goes on both ways up to infinity. Up to infinitely big, and down to infinitely small. And *that* is quite something. It means that in theory you can have billions and billions of complete galaxies and everything else you can find out there withing every single piece of matter. .

Go look for the lectures by Nassim Haramein ([The Resonance Project](#)). Very interesting stuff. You are going to love his "string theory". .

And finally, that suggests the Universe may be a hologram:

[The Holographic Universe - Crystalinks](#)

Update: If you read this, you have a second reason why General Relativity should go to the trash can.

Quote:

Aspect and his team discovered that under certain circumstances subatomic particles such as electrons are able to **instantaneously communicate** with each other regardless of the distance separating them. It doesn't matter whether they are 10 feet or 10 billion miles apart.

Somehow each particle always seems to know what the other is doing. The problem with this feat is that **it violates Einstein's** long-held tenet that **no communication can travel faster than the speed of light**.

The first reason is given by Dr. Charles Kenneth Thornhill :

<http://www.etherphysics.net/CKT4.pdf> - The whole idea of a fixed speed of light basically originates in a mathematical error. Because they got the Maxwell equations wrong, they used some freak coordinate transform known as the Lorentz transform, which can only work if the speed of light is constant. Now, we *know* the speed of light is not constant in the vicinity of matter. So, really, this is a piece of junk. Sorry, Einstein, you were wrong on this one.

But, you were quite something too:

[Albert Einstein quotes](#)

Quote:

"The intuitive mind is a sacred gift and the rational mind is a faithful servant. We have created a society that honors the servant and has forgotten the gift."

So, I'm sure you'll forgive me for what I said just here.

Update 2: And of course, Tesla got it right all along:

[PowerPedia: Tesla's Dynamic Theory of Gravity - PESWiki](#)

Quote:

"... Supposing that the bodies act upon the surrounding space causing curving of the same, it appears to my simple mind that the curved spaces must react on the bodies, and producing the opposite effects, straightening out the curves. Since action and reaction are coexistent, it follows that the supposed curvature of space is entirely impossible - But even if it existed it would not explain the motions of the bodies as observed. Only the existence of a field of force can account for the motions of the bodies as observed, and its assumption dispenses with space curvature. **All literature on this subject is futile and destined to oblivion. So are all attempts to explain the workings of the universe without recognizing the existence of the ether and the indispensable function it plays in the phenomena.**"

"My second discovery was of a physical truth of the greatest importance. As I have searched the entire scientific records in more than a half dozen languages for a long time without finding the least anticipation, I consider myself the original discoverer of this truth, which can be expressed by the statement: **There is no energy in matter other than that received from the environment.**"

Update 3:

[The Holographic Universe - Crystalinks](#)

Quote:

"A hologram teaches us that some things in the universe may not lend themselves to this approach. If we try to take apart something constructed holographically, we will not get the pieces of which it is made, **we will only get smaller wholes.**

This insight suggested to Bohm another way of understanding Aspect's discovery. Bohm believes the reason subatomic particles are able to remain in contact with one another regardless of the distance separating them is not because they are sending some sort of mysterious signal back and forth, but because **their separateness is an illusion.** He argues that at some deeper level of reality such particles are not individual entities, but are actually extensions of the same fundamental something.

So, there we got our fractal again. .

Update 4:

Let me finish this with a few quotes:

[Conscience - Wikiquote](#)

Quote:

On some positions, Cowardice asks the question, "Is it safe?" Expediency asks the question, "Is it politic?" And Vanity comes along and asks the question, "Is it popular?" But Conscience asks the question "Is it right?" And there comes a time when one must take a position that is neither safe, nor politic, nor popular, but he must do it because Conscience tells him it is right. I believe today that there is a need for all people of good will to come together with a massive act of conscience and say in the words of the old Negro spiritual, "We ain't goin' study war no more." This is the challenge facing modern man.

Martin Luther King, Jr.

[Gandhi \(1982\) - Memorable quotes](#)

You don't think we're just going to walk out of India!

Quote:

Yes. In the end, you will walk out. Because 100,000 Englishmen simply cannot control 350 million Indians, if those Indians refuse to cooperate.

Mahatma Gandhi

[Military-Industrial Complex Speech, Dwight D. Eisenhower, 1961](#)

Quote:

In the councils of government, we must guard against the acquisition of unwarranted influence, whether sought or unsought, by the military industrial complex. The potential for the disastrous rise of misplaced power exists and will persist.

We must never let the weight of this combination endanger our liberties or democratic processes. We should take nothing for granted. Only an alert and knowledgeable citizenry can compel the proper meshing of the huge industrial and military machinery of defense with our peaceful methods and goals, so that security and liberty may prosper together.

Dwight D. Eisenhower

[John F. Kennedy - Wikiquote](#)

Quote:

The very word "secrecy" is repugnant in a free and open society; and we are as a people inherently and historically opposed to secret societies, to secret oaths and to secret proceedings.

John F. Kennedy

[Barack Obama - Wikiquote](#)

Quote:

We are the ones we have been waiting for.

Barack Obama

Quote:

Then said Jesus to those Jews which believed on him, If ye continue in my word, then are ye my disciples indeed.
And ye shall know the truth, **and the truth shall make you free.**

John 8

Quote:

And I John saw the holy city, new Jerusalem, coming down from God **out of heaven**, prepared as a bride adorned for her husband. And I heard a great voice out of heaven saying, Behold, the tabernacle of God is with men, and he will dwell with them, and they shall be his people, and God himself shall be with them, and be their God. And God shall wipe away all tears from their eyes; and there shall be no more death, neither sorrow, nor crying, neither shall there be any more pain: for the former things are passed away.

Revelation 21

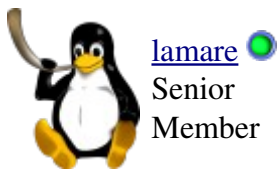
[Mike Quinsey - SaLuSa, September 1, 2010](#)

Quote:

We know that these messages are received mainly by the converted, which have stirred within and sensed the importance of these times. Others take a passing look but if it does not fit in with their present mindset, it will remain outside of their thinking. However, nothing that you read or hear is without its value, and a new idea can lay dormant for a while and then come to life.

SaLuSa

Sept 1, 2010



Join Date: Oct 2008
Posts: 473

@Jbignes5: I will look at this later.

So, there's quite a lot of things to check out, but the major conclusion of the whole fractal / Cymatic exercise is this:

There is one and only one difference between "real" gas/fluid/solid matter and the ether (and also planetary systems and galaxies for that matter). And that is the scale at which you're looking at the phenomena. And that has a one to one relation to the frequency of the wave phenomena we're talking about.

That means that f.e. Cymatic experiments and all the stuff Victor Schauburger, for example, figured out is an exact and precise model for the phenomena that take place at that sub-sub-nano scale we think of as "the ether" as well as for the giant scales of planetary systems and galaxies.

Really, there's only one difference, IMHO.

Sept 1, 2010



[sucahyo](#) 
Senior
Member

Join Date: Dec 2008
Posts: 2,158


What if splitting positive and negative is actually refer to orgone or radiant? And the capacitor is utilized to accumulate the orgone, not the electric?

The problem is how to convert it to electricity. What if the strange design of Ed gray is actually a way to convert orgone to electricity?

If we utilize orgone, the battery do not have to be shorted and kept its charge because orgone circuit only need the voltage, not the current. Voltage potential generate orgone. This satisfy of utilizing power without breaking the dipole.

Just ranting...

Sept 2, 2010

[lamare](#) 
Senior
Member

Join Date: Oct 2008
Posts: 473

Quote:

Originally Posted by **sucahyo** 

What if splitting positive and negative is actually refer to orgone or radiant? And the capacitor is utilized to accumulate the orgone, not the electric?

The problem is how to convert it to electricity. What if the strange design of Ed gray is actually a way to convert orgone to electricity?


If we utilize orgone, the battery do not have to be shorted and kept its charge because orgone circuit only need the voltage, not the current. Voltage potential generate orgone. This satisfy of utilizing power without breaking the dipole.

Just ranting...

Orgone, radiant, gravity, what's in a name?

It's all the same thing. We Electrical Engineers call it the static electric field, which isn't static at all.

Sept 2, 2010



Join Date: Oct 2008
Posts: 473

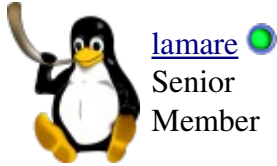
One more thing on relativity

The fact that Einstein's relativity theory is based on an error, does not mean it cannot produce correct results.

The Lorentz transform is mathematically correct. I trust Thornhill on that one. So, Einstein does give you the correct numbers, no doubt about that. It's just that your image of reality is blurred through a pair of very awkward lenses known as the Lorentz transform.


That basically means you do get the correct results, but you have no idea what you're really looking at.

Sept 2, 2010



Join Date: Oct 2008
Posts: 473

Quote:

Originally Posted by [Jbignes5](#) 
Being compared to Tesla should be an honor not something to shun.



Amen, brother, amen.

Sept 2, 2010



Join Date: Mar 2009
Posts: 687

@lamare

You may enjoy looking at a little better picture of the 'Energy Lattice' it is more explanatory than what I have posted public yet. The fine detail is far to deep for a general form so this overview is better.

All waveforms (frequencies) of the universe ride on the energy conduits between energy nodes. Each node when opened can offer the entire energy of the universe as it is a virtual connection. You can not increase energy beyond this level, but what is so clear is that you only have to fully access one set of nodes to obtain unlimited energy. The lattice appears three dimensional in such a pictorial view, yet when interfaced it acts as one node set, therefore when you connect say to 1500 node pairs, they all resolve to one node pair, so is mother nature.


To open a node is what you all are looking for, the amount of energy you obtain is how wide you open the door. Think of a door and a mass of people wanting to get through to the other side. What factors affect the number of people per period? I guess most will guess first, how wide is the door, then we say

how fast can the people move through, how much mass is each person. All the factors affect who and what gets through the door and even if the door is open.

<http://67.76.235.52/images/wake15.jpg>


Sept 3, 2010



[lamare](#) 
Senior
Member


Join Date: Oct 2008
Posts: 473

Quote:

Originally Posted by [Jbignes5](#) 
Anyone got a link to Turtur's ideas? I would be interested to check em out if someone has a link...


See my article at peswiki. I quoted him and there is a link there. Can't give it direct now, cause I'm in the train on my mobile.

Sept 3, 2010

[lamare](#) 
Senior
Member

Join Date: Oct 2008
Posts: 473

Quote:

Originally Posted by [baroutologos](#) 
So far, the ultimate secret should be called, "the ultimate theoretic secret of free energy"

I see what you mean, yes.

Let me put it this way: I fully trust that Gray, Meyer and Puharich did what they say they did and saw what they say they saw. Now, both Meyer and Grays systems have been publicly shown to work. And the reason their stuff never made it is because all those other "theorists" that knew it all said it couldn't be done.

So, I just went the other way. I said: apparently what these Guys did was for real. So, let's find out how on Earth this could possibly work.

And then it turned out they all independently used the same principle, which can be completely

explained with proper science. Basically only Coulombs law and some math.

So, either Coulomb was wrong and these three guys were incredible frauds, or this is the way they did it. I simply do not see any other possibility.

Either things add up or they don't.

And no matter what: time will tell.

Update:

One more thing. We're doing this the open source way, right?

<http://catb.org/esr/writings/cathedr...r/ar01s04.html>


Quote:

Release Early, Release Often

Linus Torvalds

Sept 3, 2010




[lamare](#) 
Senior
Member

Join Date: Oct 2008

Posts: 473

Quote:

Originally Posted by **Armagdn03** 

For those who are not familiar, Seth is an "intelligence" channeled through Jane Roberts. Many have believed him to be a facet of her personality, or a hoax, however here is an interesting quote regarding the matter....In the Seth material, Jane Roberts presented a discussion between Seth and Eugene Barnard, an academic psychologist with extensive knowledge of eastern philosophy.

If you're interested in that kind of stuff, you may want to check out David Wilcock. He has some very interesting food for thought at his website:


[Divine Cosmos](#)

Ye can google for "david wilcock filetype:pdf" to find his stuff. I like him. He also has an interesting video together with Graham Hancock over at his youtube channel.

However, this kind of stuff cannot be considered "hard science". Nonetheless, they can give you interesting ideas and food for thought.


Sept 4, 2010



[lamare](#) 
Senior
Member

Join Date: Oct 2008
Posts: 473

Quote:

Originally Posted by **Jbignes5** 

I believe that Bedini's way is to create a super flow in the fluid that allows for it to continue to maintain or even gain charge long after it has been disconnected from the circuit from this super flow.

If you ask me, with Bedini's stuff you get a polarized dielectric inside your battery. I first thought that was also what Meyer was doing, because there were some references that the tubes had to be coated. I started an article over at peswiki about this, which we called "the electret effect", but things went into another direction, so I moved that stuff into the new article and never got to work this part out.

However, if you're interested, there are still a lot of links and quotes to the relevant discussions here, as well as lots of references about this. If you want to go this way, then you will have to study electrolytic capacitors.

So, if you want to investigate my ideas about this, you can start here and find your way:
[Article:Free Electric Energy in Theory and Practice - PESWiki](#)

Update: you may want to start with these:

<http://www.energeticforum.com/attach...ions-dmr07.pdf>

<http://www.energeticforum.com/attach...ons2-dmr08.pdf>

"High Voltage impulse charging as prescribed by John Bedini has been seen to charge a battery cell in a different physical manner."

First article also available at: <http://www.panaceauniversity.org/OTG...0-%20DMR07.pdf>

Dave Michael Rogers experimented with "batteries" in a laboratory setup. Very interesting.

First time I read this, I didn't really get it. You know, what's a "Plante cell"? Someone biologist having fun? Turns out it was the name of the guy who invented the lead acid battery. 😊

And @Slovenia: thanks for your pdfs. I enjoyed reading it all back 🙌